

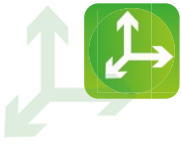


PANORAMIC HM
P50.18HM, P65.14HM, P120.10HM

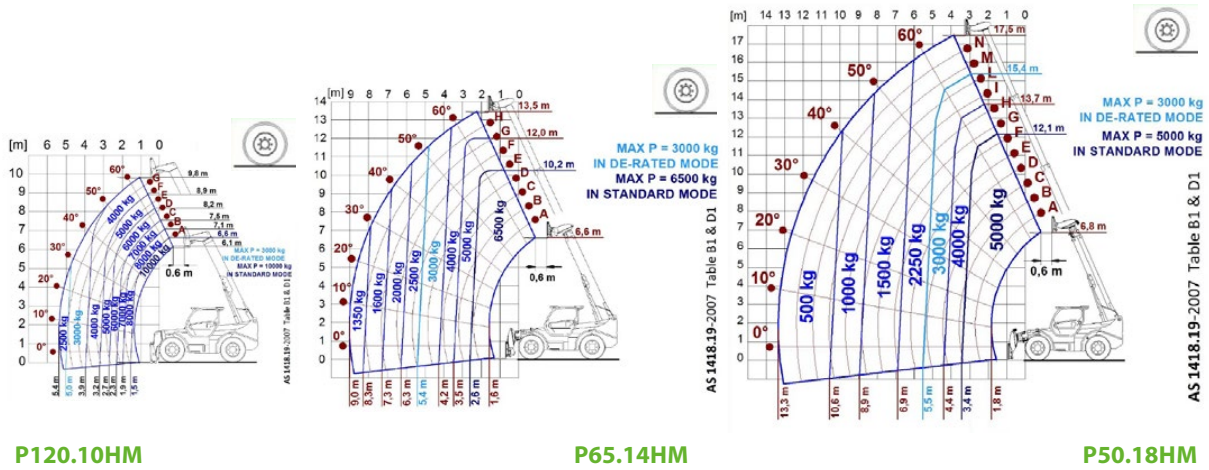


PERFORMANCE AND FEATURES	P50.18HM	P65.14HM	P120.10HM
PERFORMANCE			
Total unladen weight (kg)	16250	15800	16200
Maximum capacity (kg)	5000	6500	10000
Lifting height (m)	17,5	13,5	9,8
Maximum reach (m)	13,3	9	5,4
Maximum operating height (m)	12,1	10,2	6,6
Maximum operating reach (m)	3,4	2,6	1,4
Capacity at maximum height (kg)	2250	4000	4000
Capacity at maximum reach (kg)	500	1350	2300
Lateral boom movement (mm)	± 440	± 375	± 185
Tilting correction (%)	± 8	± 8	± 8
Boom sections	4	3	2
POWERTRAIN			
Turbo motor	FPT NEF45	FPT NEF45	FPT NEF45
Displacement/cylinders	4500/4	4500/4	4500/4
Engine Power (kW/HP)	125/170	125/170	125/170
Anti-pollution technology	TIER 4F, STAGE IV, SCR+DOC	TIER 4F, STAGE IV, SCR+DOC	TIER 4F, STAGE IV, SCR+DOC
Reversible fan	-	-	-
Maximum speed (km/h)	40	40	40
Fuel tank (l)	150	150	150
AdBlue tank (l)	43	43	43
Hydrostatic transmission	CVTronic	CVTronic	CVTronic
EPD	Top	Top	Top
Axles	Axial	Axial	Axial
Reduction hub	Epicyclic	Epicyclic	Epicyclic
Machine brakes	Wet disc	Wet disc	Wet disc
Automatic parking brake	●	●	●
HYDRAULIC			
Hydraulic pump	LS + FS	LS + FS	LS + FS
Flow rate/pressure (l/min – bar)	119 - 210	119 - 210	119 - 210
Hydraulic tank	149	149	149
Hydraulic outlet at the top of the boom	●	●	●
Rear hydraulic outlets	○	○	○
CAB			
Cab configuration	Premium	Premium	Premium
MCDC	Complet	Complet	Complet
FOPS LIV II cab	●	●	●
ROPS cab	●	●	●
Cab commands	Electronic joystick	Electronic joystick	Electronic joystick
Tilting Cab	-	-	-
Reverse shuttle	Dual reverse	Dual reverse	Dual reverse
CONFIGURATION			
Cab suspension	-	-	-
Boom suspension	-	-	-
Suspension on axles	○	○	○
Work headlights on cab	●	●	●
Sun blind	●	●	●
Tac-lock	●	●	●
Provision for a platform	○	-	○
Two floating forks	●	●	●
Inching-Control	●	●	●
Four-wheel drive	●	●	●
Four-wheel steering	●	●	●
Three steering modes	●	●	●
Standard tyres	17.5-25"	17.5-25"	17.5-25"
Optional tyres	-	-	-
Stabilisers	-	-	-
Turret rotation	-	-	-
Type approval as an agricultural tractor	-	-	-
Approval with PNEUMATIC braking	-	-	-
Approval with HYDRAULIC braking	-	-	-
PTO	-	-	-
3-point linkage	-	-	-

- Not Available. ● standard. ○ optional.



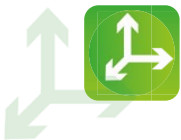
LOAD CHARTS



P120.10HM

P65.14HM

P50.18HM



DIMENSIONS

	P50.18HM	P65.14HM	P120.10HM
A (mm)	6180	5910	5720
B (mm)	1605	1335	1145
C (mm)	3240	3240	3240
D (mm)	1335	1335	1335
E (mm)	5235	5235	5210
F (mm)	450	450	450
H (mm)	2520	2520	2520
M (mm)	1010	1010	1010
P (mm)	2850	2850	2850
R (mm)	4300	4300	4300
S (mm)	5480	5400	5700
Z (mm)	850	850	635/1170

