



**TURBOFARMER II**  
**TF42.7-100 EE, TF38.10-100 EE**



PERFORMANCE AND FEATURES

TF42.7-100 EE

TF38.10-100 EE

**PERFORMANCE**

Total unladen weight (kg)

7450

7900

Maximum capacity (kg)

4000

3800

Lifting height (m)

7,2

9,5

Maximum reach (m)

3,8

6,4

Maximum operating height (m)

5,4

5,6

Maximum operating reach (m)

1,4

1,5

Capacity at maximum height (kg)

2750

1500

Capacity at maximum reach (kg)

1400

650

Lateral boom movement (mm)

-

-

Tilting correction (%)

-

-

Boom sections

2

3

**POWERTRAIN**

Turbo motor

Kubota V3800

Kubota V3800

Displacement/cylinders

3800/4

3800/4

Engine Power (kW/HP)

74/100

74/100

Anti-pollution technology

TIER 3, STAGE IIIA

TIER 3, STAGE IIIA

Reversible fan

●

●

Maximum speed (km/h)

40

40

Fuel tank (l)

140

140

AdBlue tank (l)

-

-

Hydrostatic transmission

● - 2V

● - 2V

EPD

-

-

Axles

Drop portal

Drop portal

Reduction hub

RR700

RR700

Machine brakes

Dry disc

Dry disc

Automatic parking brake

●

●

**HYDRAULIC**

Hydraulic pump

LS

LS

Flow rate/pressure (l/min – bar)

140-210

140-210

Hydraulic tank

110

110

Hydraulic outlet at the top of the boom

●

●

Rear hydraulic outlets

○

○

**CAB**

Cab configuration

ECO

ECO

MCDC

Complet

Complet

FOPS LIV II cab

●

●

ROPS cab

●

●

Cab commands

Electromechanical joystick

Electromechanical joystick

Tilting Cab

-

-

Reverse shuttle

Dual reverse

Dual reverse

**CONFIGURATION**

Cab suspension

-

-

Boom suspension

●

●

Suspension on axles

-

-

Work headlights on cab

●

●

Sun blind

●

●

Tac-lock

●

●

Provision for a platform

○

○

Two floating forks

●

●

Inching-Control

●

●

Four-wheel drive

●

●

Four-wheel steering

●

●

Three steering modes

●

●

Standard tyres

405/70-24"

405/70-24"

Optional tyres

-

-

Stabilisers

-

-

Turret rotation

-

-

Type approval as an agricultural tractor

-

-

Approval with PNEUMATIC braking

-

-

Approval with HYDRAULIC braking

-

-

PTO

-

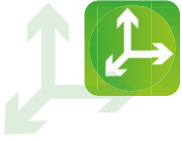
-

3-point linkage

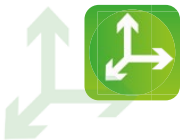
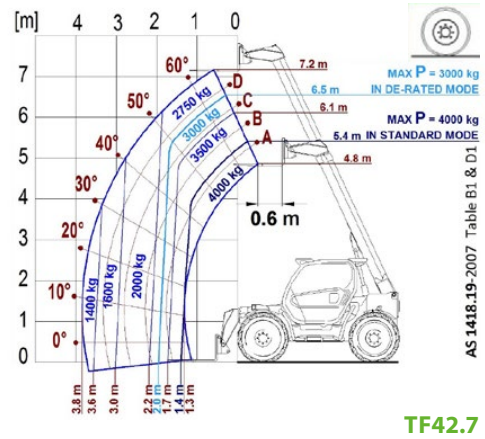
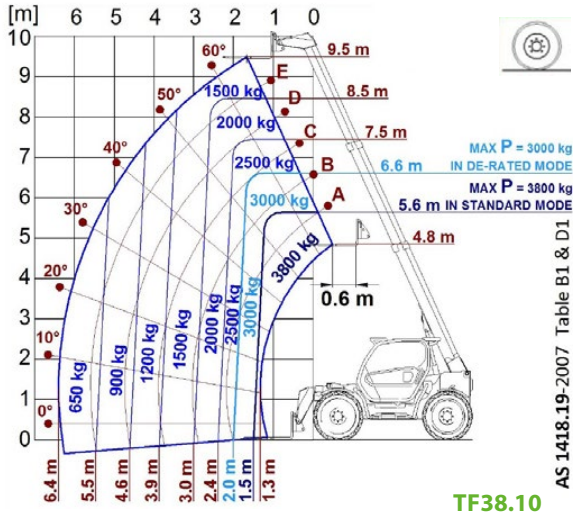
-

-

- Not Available. ● standard. ○ optional.

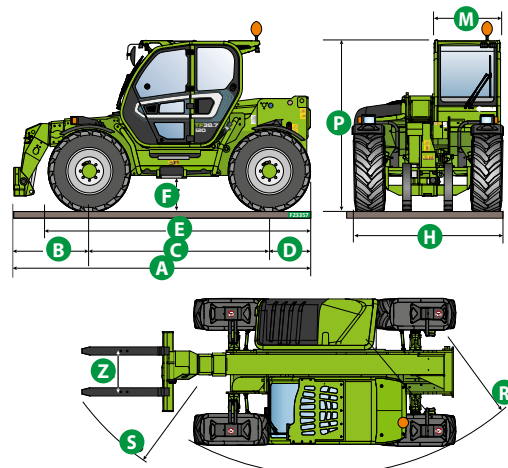


LOAD CHARTS



DIMENSIONS

	TF42.7 100 EE	TF38.10 100 EE	
A (mm)	4560	4560	
B (mm)	1160	1160	
C (mm)	2750	2750	
D (mm)	650	650	
E (mm)	3926	3926	
F (mm)	460	460	
H (mm)	2250	2250	
M (mm)	995	995	
P (mm)	2530	2530	
R (mm)	3985	3985	
S (mm)	4800	4800	
Z (mm)	850	850	





A large grid area for handwritten notes, consisting of approximately 30 columns and 45 rows of small squares.



**MERLO GROUP AUSTRALIA PTY LTD**

27 Colin Jamieson Dve, Welshpool (Perth), WA 6106  
Tel. (08) 9358 3110 - Fax (08) 9358 4110

120 Toongabbie Road, Girraween, NSW 2145  
Tel. (02) 9688 0600

Tel:1300 657 325

[info@merloaustralia.com.au](mailto:info@merloaustralia.com.au)  
[www.merloaustralia.com.au](http://www.merloaustralia.com.au)

Your Merlo dealer

An empty rectangular box intended for the name of the Merlo dealer.

DS\_TF4238EE\_0720\_AUS