



**TURBOFARMER HD
TF45.11**



PERFORMANCE AND FEATURES

TF45.11T-170

TF45.11TCS-170-CVT

PERFORMANCE

Total unladen weight (kg)

9850

10050

Maximum capacity (kg)

4500

4500

Lifting height (m)

10,6

10,6

Maximum reach (m)

7

7

Maximum operating height (m)

9

9

Maximum operating reach (m)

1,9

1,9

Capacity at maximum height (kg)

3500

3500

Capacity at maximum reach (kg)

650

650

Lateral boom movement (mm)

-

-

Tilting correction (%)

± 8

± 8

Boom sections

3

3

POWERTRAIN

Turbo motor

FPT NEF45

FPT NEF45

Displacement/cylinders

4500/4

4500/4

Engine Power (kW/HP)

125/170

125/170

Anti-pollution technology

STAGE IV, SCR+DOC

STAGE IV, SCR+DOC

Reversible fan

-

-

Maximum speed (km/h)

40

40

Fuel tank (l)

150

150

AdBlue tank (l)

18

18

Hydrostatic transmission

● - 2V

CVTronic

EPD

Top

Top

Axles

Axial

Axial

Reduction hub

Epicyclic

Epicyclic

Machine brakes

Dry disc

Dry disc

Automatic parking brake

●

●

HYDRAULIC

Hydraulic pump

LS+FS

LS+FS

Flow rate/pressure (l/min – bar)

150 - 210

150 - 210

Hydraulic tank

96

96

Hydraulic outlet at the top of the boom

●

●

Rear hydraulic outlets

○

○

CAB

Cab configuration

Premium

Premium

MCDC

Complet

Complet

FOPS LIV II cab

●

●

ROPS cab

●

●

Cab commands

Electronic joystick

Electronic joystick

Tilting Cab

-

-

Reverse shuttle

Dual reverse

Dual reverse

CONFIGURATION

Cab suspension

-

●

Boom suspension

○

○

Suspension on axles

-

-

Work headlights on cab

●

●

Sun blind

●

●

Tac-lock

●

●

Provision for a platform

○

○

Two floating forks

●

●

Inching-Control

●

●

Four-wheel drive

●

●

Four-wheel steering

●

●

Three steering modes

●

●

Standard tyres

440/80R24

440/80R24

Optional tyres

-

-

Stabilisers

-

-

Turret rotation

-

-

Type approval as an agricultural tractor

○

○

Approval with PNEUMATIC braking

○

○

Approval with HYDRAULIC braking

○

○

PTO

○

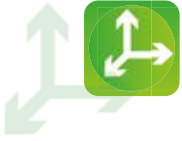
○

3-point linkage

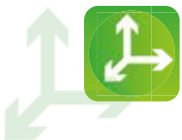
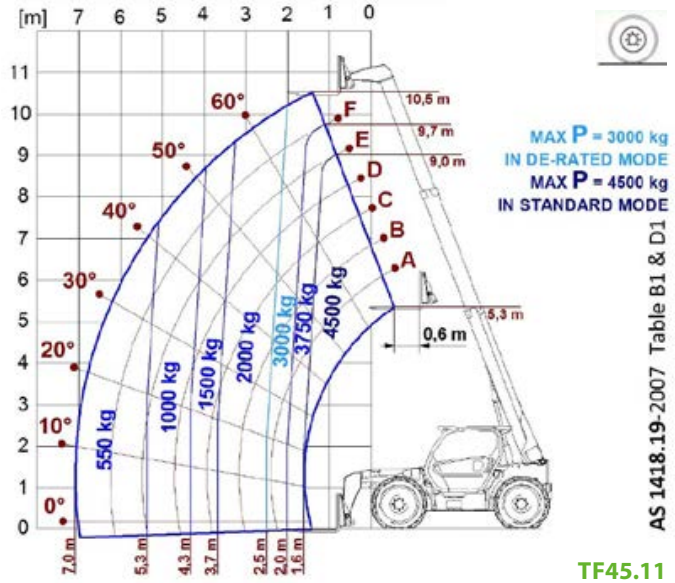
-

-

- Not Available. ● standard. ○ optional.



LOAD CHARTS



DIMENSIONS

	TF45.11		
A (mm)	4970		
B (mm)	1380		
C (mm)	2920		
D (mm)	670		
E (mm)	4240		
F (mm)	430		
H (mm)	2350		
M (mm)	995		
P (mm)	2510		
R (mm)	4080		
S (mm)	5050		
Z (mm)	850		

