



## N Series IC Forklift 1500kg to 3500kg Load Capacity

- Reliability
- Advanced Safety
- Ergonomics and Comfort
- Superb Productivity



UN's 1500kg to 3500kg forklifts are designed to excel in the most challenging environments. With increased safety, enhanced cooling system, reduced noise and vibration levels and low maintenance, the UN forklifts reduce the total cost of ownership. With refined performance at an affordable price, UN forklifts provide reliable solutions with increased efficiency to drive productivity in your operations.

01

02



## Reliability

**10%** **Steering System**  
The hydraulic steering system improves energy efficiency.

**25%** **Lifting & Driving System**  
The unique hydraulic technology increases lifting speed by 25% and improves driving speed.



### Excellent hydraulic system delivers great performance

- Uses a load-sensing flow control valve for steering to reduce horsepower loss and heat buildup.
- The main hydraulic valve incorporates adjustable flow controls for tilt and auxiliary functions.
- Allows for easy addition of extra functions and simplifies service.
- Controlled lowering speed that is independent of load speed.

03

## Rugged Engine and Optimal Performance



EPA Tier IV  
EURO III A/B

Market leading, quality engines ensure superior performance, durability and excellent fuel efficiency.



### Heavy Duty One-Piece Truck Frame

Heavy duty one-piece truck frame, with its welded and formed steel plate design, protects it from impact damage and extends the life span.



### New Designed Radiator

New radiator is designed with thinner water conduits and extended wave length to increase ventilation and air flow.



### Multi-functional Dashboard

The newly designed dashboard, has larger screens resulting in improved visibility.

Repositioning of hydraulic pipelines around the fuel tank and the enhanced cooling system keeps engine temperatures lower, even in the harshest working environments.



04



## Advanced Safety



### Strong Rollover Protection Structure

Exceeding CE or ANSI regulations, the ROPS offers optimal protection combined with excellent all-around visibility.



### Excellent Visibility for Safe Operation

Optimised lift cylinder arrangement provides operator with wider visibility and the panoramic mirror expands the driver's view when reversing.




### Parking Brake

Toggle type parking brake requires less effort from the operator to set.



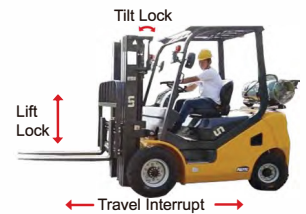
### Fork Safety Features

When the forks are being lowered, a down-control valve maintains the controlled speed. The down-safety valve prevents forks from dropping down in case of sudden damage to the hydraulic line.



### OPS Operator Presence Sensor (Optional)

This comprehensive safety system includes a seal-actuated, power interrupt with mast-lock, automatically preventing lift and tilt operations if the operator leaves the seat.





## Optimised Ergonomics



### The Latest Anti-Vibration and Shock Absorbing System

The anti-vibration rubber is installed between the guard and truck frame to reduce the source of vibration and noise while driving. This reduces operator's fatigue and increases safety.



### Superior Comfort from Suspension Design

The suspension cab and seat design reduces travel vibration by 30%, so the operator feels less fatigue and greater comfort.



### Steering Adjuster

To achieve a comfortable drive position, the angle of the steering column is easily adjusted and the steering wheel can be adjusted by a lever on the left-hand side.




### Steering Wheel



### Ergonomically Positioned Pedals

The accelerator, brake and inching pedals are positioned for operator's comfort to reduce fatigue.



### Lowered Entrance Height

The lowered entrance height ensures easy and safe access for the operator. The wide open step offers convenience and safety when entering and exiting the truck.



### Fuel Cap

Manufactured from durable materials and made for sealing and venting.



### Comfortable Seat

Great comfort is experienced by the driver with a suspension seat and weight adjuster.



### Switch and buzzer

Hazard lights switch and reverse buzzer



### Engine Hood

Lockable engine hood.





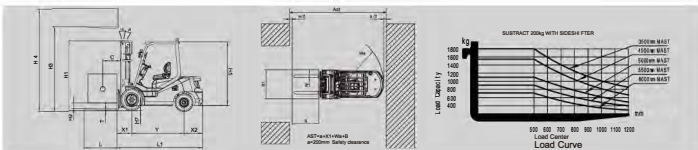


## N Series Internal Combustion

### Diesel Forklift 1.5-1.8T

#### MAIN SPECIFICATIONS

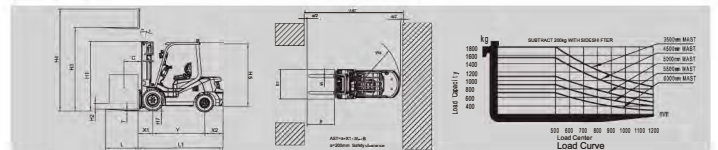
General	1 Model	FD15T-WGAS	FD18T-WGAS	FD15T-NJB1	FD18T-NJB1	FD15T-NJE3	FD18T-NJE3		
	2 Power Type	Diesel							
3 Rated Load Capacity	Q(kg)	1500	1800	1500	1800	1500	1800		
4 Load centre	C(mm)	500							
Characteristic & Dimension	5 Rated Lift Height	H3(mm)	3000						
	6 Free Lift Height	H2(mm)	100						
	7 Fork Size(L x W x T)	mm	920x120x35	1070x120x40	920x120x35	1070x120x40	920x120x35	1070x120x40	
	8 Mast Tilt Angle(F/R, $\alpha^\circ / \beta^\circ$ )	deg	6° / 12°						
	9 Fork Overhang(Wheel Center to Fork Face)	x1(mm)	409						
	10 Rear Overhang	x2(mm)	470						
	11 Ground Clearance(Bottom of Mast)	H7(mm)	110						
	12 Length to Face of Fork(without Fork)	L1(mm)	2285						
	13 Overall Width	B1(mm)	1082						
	14 Mast Lowered Height	H1(mm)	2025						
	15 Mast Extended Height(with Backrest)	H4(mm)	4055						
	16 Overhead Guard Height	H5(mm)	2160						
	17 Turning Radius (Outside)	Wa(mm)	2100						
	18 Min Aisle width for pallets	mm	3700						
	Performance	19 Travel Speed (No Load)	km/h	14.5					
		20 Lifting Speed (Full Load)	mm/sec	560					
		21 Max. Gradeability (Full Load)	%	20					
		22 Wheelbase	Y(mm)	1410					
Weight	23 Total Weight	kg	2860	2990	2860	2990	2860	2990	
	24 Front Axle Weight Distribution (Full Load/No Load)	kg	3815/1200	4120/1170	3815/1200	4120/1170	3815/1200	4120/1170	
	25 Rear Axle Weight Distribution (Full Load/No Load)	kg	545/1660	720/1820	545/1660	720/1820	545/1660	720/1820	
	26 Battery	V/Ah	12/90						
Power & Transmission	27 Engine Model	NC485BPG		C240NKFC-01		4TNE92(EU III & EPAIII)			
	28 Engine Manufacturer	XINCHAI		ISUZU		YANMAR			
	29 Rated Output / r.p.m.	kw	30/2600		34.5/2500		33/2450		
	30 Transmission Type	Powershift (Manual)							
	31 Transmission Stage (FWD/RVS)	1/1(2/2)							
	32 Operating pressure(For Attachments)	Mpa	14.5						



### Gasoline & LPG Forklift 1.5-1.8T

#### MAIN SPECIFICATIONS

General	1 Model	FGL15T-NJK2	FGL18T-NJK2		
	2 Power Type	Gasoline / LPG			
3 Rated Load Capacity	Q(kg)	1500	1800		
4 Load centre	C(mm)	500			
Characteristic & Dimension	5 Rated Lift Height	H3(mm)	3000		
	6 Free Lift Height	H2(mm)	100		
	7 Fork Size(L x W x T)	mm	920x120x35	1070x120x40	
	8 Mast Tilt Angle(F/R, $\alpha^\circ / \beta^\circ$ )	deg	6° / 12°		
	9 Fork Overhang(Wheel Center to Fork Face)	x1(mm)	409		
	10 Rear Overhang	x2(mm)	470		
	11 Ground Clearance(Bottom of Mast)	H7(mm)	110		
	12 Length to Face of Fork(without Fork)	L1(mm)	2285		
	13 Overall Width	B1(mm)	1082		
	14 Mast Lowered Height	H1(mm)	2025		
	15 Mast Extended Height(with Backrest)	H4(mm)	4055		
	16 Overhead Guard Height	H5(mm)	2160		
	17 Turning Radius (Outside)	Wa(mm)	2100		
	18 Min Aisle width for pallets	Astrm	3700		
	Performance	19 Travel Speed (No Load)	km/h	14.5	
		20 Lifting Speed (Full Load)	mm/sec	560	
		21 Max. Gradeability (Full Load)	%	20	
		22 Front Tread	B2(mm)	890	
Weight	23 Rear Tread	B3(mm)	920		
	24 Wheelbase	Y(mm)	1410		
	25 Total Weight	kg	2860	2990	
	26 Front Axle Weight Distribution (Full Load/No Load)	kg	3815/1200	4120/1170	
Transmission	27 Rear Axle Weight Distribution (Full Load/No Load)	kg	545/1660	720/1820	
	28 Battery	V/Ah	12/60		
	29 Engine Model	K21			
	30 Engine Manufacturer	NISSAN			
	31 Rated Output / r.p.m.	kw	31.5/2300		
	32 Transmission Type	Powershift (Manual)			
	33 Transmission Stage (FWD/RVS)	1/1(2/2)			
	34 Operating pressure(For Attachments)	Mpa	14.5		



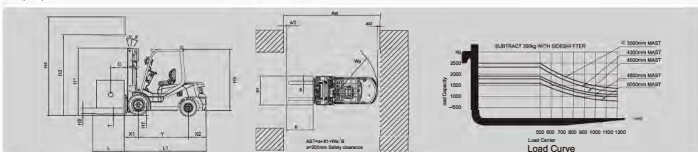


## N Series Internal Combustion

### Diesel Forklift 2.0-2.5T

#### MAIN SPECIFICATIONS


		FD20T-WJ43	FD25T-WJ43	FD20T-NJ1	FD25T-NJ1	FD20T-NJ3	FD25T-NJ3		
General	1 Model								
	2 Power Type	Diesel							
	3 Rated Load Capacity	Q(kg)	2000	2500	2000	2500	2000	2500	
	4 Load centre	C(mm)	500						
Characteristic & Dimension	5 Rated Lift Height	H3(mm)	3000						
	6 Free Lift Height	H2(mm)	100						
	7 Fork Size(L x W x T)	mm	1070x120x40						
	8 Mast Tilt Angle(F/R, α° / β°)	deg	6° / 12°						
	9 Fork Overhang(Wheel Center to Fork Face)	x1(mm)	479						
	10 Rear Overhang	x2(mm)	520						
	11 Ground Clearance(Bottom of Mast)	H7(mm)	130						
	12 Length to Face of Fork(without Fork)	L1(mm)	2660						
	13 Overall Width	B1(mm)	1150						
	14 Mast Lowered Height	H1(mm)	2055						
	15 Mast Extended Height(with Backrest)	H4(mm)	4070						
	16 Overhead Guard Height	H5(mm)	2215						
	17 Turning Radius (Outside)	Wa(mm)	2365						
	18 Min Aisle width for pallets	Aa1(mm)	4120						
	Performance	19 Travel Speed (No Load)	km/h	19					
		20 Lifting Speed (Full Load)	mm/sec	490					
		21 Max. Gradeability (Full Load)	%	20					
	Weight	22 Wheelbase	Y(mm)	1650					
23 Total Weight		kg	3385	3605	3385	3605	3385	3605	
24 Front Axle Weight Distribution (Full Load/No Load)		kg	4846/1354	5494/1442	4846/1354	5494/1442	4846/1354	5494/1442	
25 Rear Axle Weight Distribution (Full Load/No Load)	kg	538/2031	610/2163	538/2031	610/2163	538/2031	610/2163		
Power & Transmission	26 Battery	V/Ah	12/90						
	27 Engine Model		C490BPG-37(EU III)		C240NKFC-01(EU III)		4TNE92(EU III & EPA III)		
	28 Engine Manufacturer		XINCHAI		ISUZU		YANMAR		
	29 Rated Output / r.p.m.	kw	36.8/2650		34.5/2500		33/2450		
	30 Transmission Type		Powershift (Manual)						
	31 Transmission Stage (FWD/RVS)		1/1(2/2)						
	32 Operating pressure(For Attachments)	Mpa	17.5						



#### MAIN SPECIFICATIONS

### Gasoline & LPG Forklift 2.0-2.5T

		FGL20T-NJK1	FGL25T-NJK1	FL20T-NJF1	FL25T-NJF1		
General	1 Model						
	2 Power Type	Gasoline / LPG					
	3 Rated Load Capacity	Q(kg)	2000	2500	2000	2500	
	4 Load centre	C(mm)	500				
Characteristic & Dimension	5 Rated Lift Height	H3(mm)	3000				
	6 Free Lift Height	H2(mm)	100				
	7 Fork Size(L x W x T)	mm	1070x120x40				
	8 Mast Tilt Angle(F/R, α° / β°)	deg	6° / 12°				
	9 Fork Overhang(Wheel Center to Fork Face)	x1(mm)	479				
	10 Rear Overhang	x2(mm)	520				
	11 Ground Clearance(Bottom of Mast)	H7(mm)	130				
	12 Length to Face of Fork(without Fork)	L1(mm)	2660				
	13 Overall Width	B1(mm)	1150				
	14 Mast Lowered Height	H1(mm)	2055				
	15 Mast Extended Height(with Backrest)	H4(mm)	4070				
	16 Overhead Guard Height	H5(mm)	2215				
	17 Turning Radius (Outside)	Wa(mm)	2365				
	18 Min Aisle width for pallets	Aa1(mm)	4120				
	Performance	19 Travel Speed (No Load)	km/h	19			
		20 Lifting Speed (Full Load)	mm/sec	490			
		21 Wheelbase	Y(mm)	1650			
	Weight	22 Max. Gradeability (Full Load)	%	20			
23 Total Weight		kg	3385	3605	3385	3605	
24 Front Axle Weight Distribution (Full Load/No Load)		kg	4846/1354	5494/1442	4846/1354	5494/1442	
25 Rear Axle Weight Distribution (Full Load/No Load)	kg	538/2031	610/2163	538/2031	610/2163		
Power & Transmission	26 Engine Model		K25		GM3.0		
	27 Engine Manufacturer		NISSAN		GM		
	28 Rated Output / r.p.m.	kw	44.2/2500		54/2200		
	29 Battery	V/Ah	12/90				
	30 Transmission Type		Powershift (Manual)				
	31 Transmission Stage (FWD/RVS)		1/1(2/2)				
	32 Operating pressure(For Attachments)	Mpa	17.5				



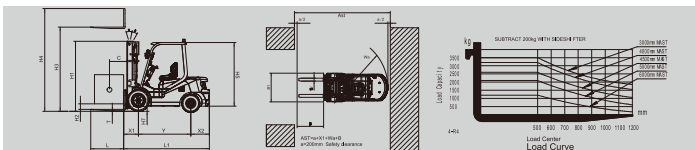


## N Series Internal Combustion

### Diesel Forklift 3.0-3.5T

#### MAIN SPECIFICATIONS

		FD30T- NJE1	FD35T- NJE1	FD30T- NJM1	FD35T- NJM1		
General	1 Model	Diesel					
	2 Power Type	Diesel					
	3 Rated Load Capacity	Q(kg)	3000	3500	3000	3500	
	4 Load centre	C(mm)	500				
Characteristic & Dimension	5 Rated Lift Height	H3(mm)	3000				
	6 Free Lift Height	H2(mm)	100				
	7 Fork Size(L x W x T)	mm	1070x125x45				
	8 Mast Tilt Angle(F/R, α' / β')	deg	6 / 12				
	9 Fork Overhang(Wheel Center to Fork Face)	x1(mm)	484				
	10 Rear Overhang	x2(mm)	595	635	595	635	
	11 Ground Clearance(Bottom of Mast)	H7(mm)	145				
	12 Length to Face of Fork(without Fork)	L1(mm)	2700	2775	2700	2775	
	13 Overall Width	B1(mm)	1225				
	14 Mast Lowered Height	H1(mm)	2070				
	15 Mast Extended Height(with Backrest)	H4(mm)	4070				
	16 Overhead Guard Height	H5(mm)	2235				
	17 Turning Radius (Outside)	Wa(mm)	2425	2500	2425	2500	
	18 Min Aisle width for pallets	As1(mm)	4180	4255	4180	4255	
	Performance	19 Travel Speed (No Load)	km/h	19			
		20 Lifting Speed (Full Load)	mm/sec	410	380	410	380
		21 Max.Gradeability (Full Load)	%	20			
		22 Wheelbase	Y(mm)	1700			
Weight	23 Total Weight	kg	4460	4775	4460	4775	
	24 Front Axle Weight Distribution (Full Load/No Load)	kg	6714/1784	6997/1910	6714/1784	6997/1910	
	25 Rear Axle Weight Distribution (Full Load/No Load)	kg	748/2676	777/2865	748/2676	777/2865	
	26 Battery	V/Ah	12/90				
	27 Engine Model		4TNE98		S4S		
Power & Transmission	28 Engine Manufacturer		YANMAR		Mitsubishi		
	29 Rated Output / r.p.m.	kw	42.1/2300		35.3/2250		
	30 Transmission Type		Powershift (Manual)				
	31 Operating Pressure(For Attachments)	Mpa	17.5				



#### MAIN SPECIFICATIONS

### Gasoline & LPG Forklift 3.0-3.5T

		FGL30T-NJK1	FGL35T-NJK1	FL30T-NJF1	FL35T-NJF1		
General	2 Power Type	Gasoline / LPG					
	3 Rated Load Capacity	Q(kg)	3000	3500	3000	3500	
	4 Load centre	C(mm)	500				
	5 Rated Lift Height	H3(mm)	3000				
Characteristic & Dimension	6 Free Lift Height	H2(mm)	100				
	7 Fork Size(L x W x T)	mm	1070x125x45				
	8 Mast Tilt Angle(F/R, α' / β')	deg	6 / 12				
	9 Fork Overhang(Wheel Center to Fork Face)	x1(mm)	484				
	10 Rear Overhang	x2(mm)	595	635	595	635	
	11 Ground Clearance(Bottom of Mast)	H7(mm)	145				
	12 Length to Face of Fork(without Fork)	L1(mm)	2700	2775	2700	2775	
	13 Overall Width	B1(mm)	1225				
	14 Mast Lowered Height	H1(mm)	2070				
	15 Mast Extended Height(with Backrest)	H4(mm)	4070				
	16 Overhead Guard Height	H5(mm)	2235				
	17 Turning Radius (Outside)	Wa(mm)	2425	2500	2425	2500	
	18 Min Aisle width for pallets	As1(mm)	4180	4255	4180	4255	
	Performance	19 Travel Speed (No Load)	km/h	19			
		20 Lifting Speed (Full Load)	mm/sec	410	380	410	380
		21 Max.Gradeability (Full Load)	%	20			
		22 Wheelbase	Y(mm)	1700			
	Weight	23 Total Weight	kg	4460	4775	4460	4775
24 Front Axle Weight Distribution (Full Load/No Load)		kg	6714/1784	6997/1910	6714/1784	6997/1910	
25 Rear Axle Weight Distribution (Full Load/No Load)		kg	748/2676	777/2865	748/2676	777/2865	
26 Battery		V/Ah	12/90				
27 Engine Model			K25		GM3.0		
Power & Transmission	28 Engine Manufacturer		NISSAN		GM		
	29 Rated Output / r.p.m.	kw	44.2/2500		54/2200		
	30 Transmission Type		Powershift (Manual)				
	31 Transmission Stage (FWD/RVS)		1/1				
32 Operating pressure(For Attachments)	Mpa	17.5					

