


## PB1275



Released in 2020, the 1275 is a similar machine to Monitor Lifts' 1380. However, the 1275 has all the bells and whistles, which makes this machine the ideal Mini Spider.

With the most remarkable compact dimensions, the 1275 can navigate its way through tight and confined spaces comfortably.

The standard Radio Controlled remote allows the operator to move around the machine and check the movements of the unit from every angle, at a comfortable distance.

To allow the operator to efficiently move the machine into position and set up quickly, the 1275 has a two speed drive

& auto leveling outriggers. Its increased 230kg platform capacity provides sufficient room for two people, plus tools to work comfortably from the platform.

Light in weight, the 1275 is very easily towed on a 2T GVM (2.2T ATM) trailer, making transportation a breeze!

A simple expandable track design provides this machine with more stability when tackling rough terrain, and also the ability to access the most confined locations.

**Above left:** The super-compact 1275!

**Above middle:** Excellent stabiliser travel

**Above right:** Super compact width!

**Below:** Radio remote control comes as standard



## PB1275

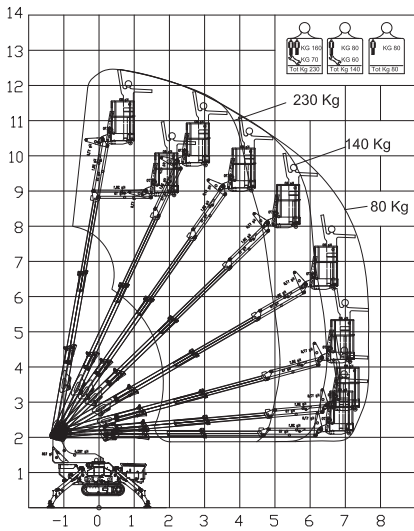
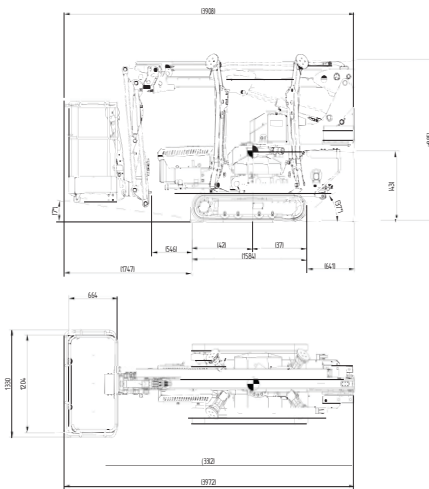


Photo with boom elevated here



<b>Max working height</b>	<b>12.44 m</b>
Max working height in narrow set	N/A
<b>Max horizontal outreach</b>	<b>7.54 m</b>
Max. rated capacity	230 kg
<b>Weight: Engine + 240V</b>	<b>1794 kg</b>
: Engine + Batteries	1834 kg
Turret rotation	360°
Basket rotation	Optional
Ground pressure driving (approx)	37.8 kN/m <sup>2</sup>
Max stabiliser force	11.81 kN
Max stabiliser pressure (with std foot pad)	375 kN/m <sup>2</sup>
Traffic load (live load) travelling	3.1 kN/m <sup>2</sup>
Traffic load (live load) stabilised wide set	2.3 kN/m <sup>2</sup>
Traffic load (live load) stabilised narrow set	N/A
Auto levelling	Std
Max slope for stabilisers with no extra pads	12 °
Gradeability lengthwise	15 °
Gradeability sideways	12 °
Standard power source	Honda 13 Hp Petrol
Optional power source	Hatz 7 Hp Diesel
Dual power options	240v or Batteries
Expanding tracks	Std
Drive Speed	2.4 km/h
Radio control	Std
Engine battery	12V
Traction batteries	Optional 24V
Electric emergency lowering	Optional

(All specs E&OE and subject to change)