

# SJ1044/56 TH

## TELEHANDLERS



### KEY FEATURES

- 10,000 lbs (4,535 kg) Maximum lift capacity
- DPF & DEF Free Tier 4 Final 74 hp/221 lb-ft Deutz TCD 2.9L engine
- 20,000 lbs Drawbar pull
- 3-Speed Dana powershift transmission & Dana axles
- Yoke-mounted lifting hook
- 48" Quick attach, floating pin carriage
- Pallet forks, 2.36" x 4" x 48", 10,000 lbs capacity

### TIRE OPTIONS

- Airless solid rubber 13 x 24
- Non-marking foam-filled 14 x 24 16PR rough terrain
- Non-marking airless solid rubber 13 x 24

### OPTIONAL POWERPLANT

- Tier 4 Final 107hp / 320 lb-ft Deutz TCD 3.6L (includes DEF/SCR system)

### QUICK ATTACH CARRIAGES/ATTACHMENTS

- 48", 60" or 72" Floating pin carriage, 10,000 lbs capacity
- 48", 60" or 72" Floating pin, side tilt carriage, 10,000 lbs capacity
- 72" Floating pin, swing carriage, 9,000 lbs capacity
- 53" Fork positioner, 10,000 lbs capacity
- 2' High capacity jib boom, 10,000 lbs capacity
- 12' Truss boom, 2,000 lbs capacity
- 1.75 Cubic yard bucket, 4,000 lbs capacity

### STANDARD FEATURES

- Axle mount outriggers (SJ1056 TH only)
- Auxiliary hydraulics
- Engine block heater
- Quick attach carriage mount
- Rear window with wiper
- Side window
- Suspension seat
- Single multifunction pilot operated joystick control
- In-cab engine multifunction display
- Hydraulic test ports
- Lockable in-cab storage box
- Rear towing hitch pin
- Steel engine cowling
- Steel component and access covers
- Telematics ready
- ELEVATE Live
- 2-Year Gold Leaf Warranty (5-year structural warranty)

### FORK OPTIONS

- Pallet forks, 2.36" x 4" x 48", 60" or 72", 10,000 lbs capacity
- Pallet forks, 2.25" x 5" x 48", 60" or 72", 12,000 lbs capacity
- Fully tapered forks, 1.75" x 7" x 48", 12,000 lbs capacity
- Block forks, (set of 6) 2" x 1.5" x 46", 9,000 lbs capacity



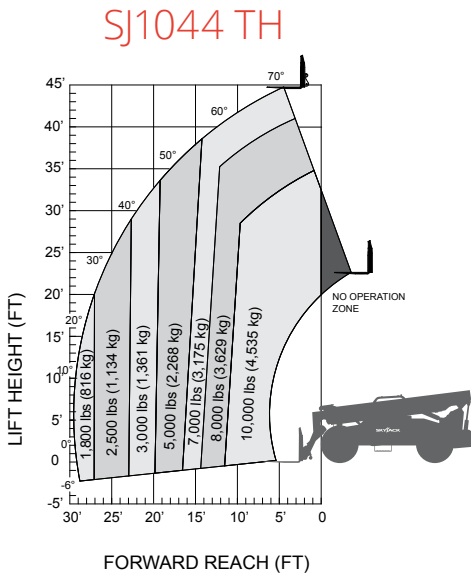
† Standard lead times may be increased when optional equipment is added, consult factory.  
‡ Foam-filled tires, standard carriage only. Optional equipment will increase weight.

# SJ1044/1056 TH TELEHANDLERS

SPECIFICATIONS	SJ1044 TH	SJ1056 TH
Maximum Lift Capacity	10,000 lbs (4,535 kg)	
Maximum Lift Height	44' 3" (13.49 m)	56' 3" (17.14 m)
Rated Lift Capacity @ Maximum Height	7,000 lbs (3,175 kg)	4,000 lbs (1,814 kg)
Rated Lift Capacity @ Max Height w. O/R	—	6,000 lbs (2,722 kg)
Maximum Forward Reach	29' 4" (8.94 m)	42' 2" (12.85 m)
Rated Lift Capacity @ Maximum Reach	1,800 lbs (816 kg)	400 lbs (181 kg)
Rated Lift Capacity @ Max Reach w. O/R	—	3,000 lbs (1,361 kg)
O/A Length - Less Forks	21' 2" (6.45 m)	22' 2" (6.75 m)
Overall Height - Stowed	8' 1" (2.47 m)	
Overall Width	8' 5" (2.56 m)	
Ground Clearance	19" (48.3 cm)	
Turning Radius - Outside	147" (3.73 m)	153" (3.89 m)
Operating Weight	28,226 lbs (12,803 kg)	33,336 lbs (15,121 kg)
Engine	74hp / 287 lb-ft Deutz TCD 3.6L T4F	
Max Travel Speed - Forward	15 mph (24 km/h)	
Drawbar Pull	20,000 lbs	
Transmission	Dana Powershift, 3 speeds F/R	
Axles	Dana	
Steering	3 mode (Front Wheel, 4 Wheel, Crab)	
Tires	Foam-Filled 14 x 24 16PR Grip Lug	
Fuel Tank Capacity	35 gal. (132 L)	
Hydraulic Reservoir	43.85 gal. (166 L)	

## OPTIONS

- Closed cab (adds front and top window, sliding side window, wipers, full door, heater/defroster, operator fan)
- Air conditioning (closed cab only)
- Premium joystick
- Back up sensor
- Backup sensor and camera
- Service convenience package (remote axle grease points & clean drain engine oil pan valve)
- Cold weather package (cold start engine oil, 50/50 antifreeze mix, battery blanket & hyd. tank heater)
- Arctic weather package (cold start engine oil, 50/50 antifreeze mix, battery blanket, hyd. tank heater & arctic hydraulic oil)
- Four wheel fenders
- Road light package (2 front headlights, front & rear turn signals, tail lights, brake lights)
- Work light package (2 front facing & 2 rear facing halogen work lights)
- Boom light package (2 boom mounted LED work lights)
- Rotating beacon
- Positive air shut-off valve
- Pintle hitch (in lieu of standard hitch pin)
- Non-destructive testing
- ELEVATE telematics
- Warranty options (3-year and 5-year options available)



Skyjack Head Office  
 55 Campbell Rd. Guelph, ON Canada N1H 1B9  
 Sales Inquiries: 1-877-755-4387 (1-877-SJLIFTS)  
 Main Switchboard: 1-800-265-2738  
 Phone: 519-837-0888  
 Fax: 519-837-8104  
 Email: skyjack@skyjack.com

[www.skyjack.com](http://www.skyjack.com)

**IMPORTANT** - Machine design complies with ANSI/ITSDF B56.6-2016 stability requirements for rough terrain forklifts. Rated capacities shown are with machine on firm level ground, steered straight with frame level and on properly inflated tires. Read boom angle and boom extension, then determine allowable load from chart. Do not exceed rated loads as dangerous and unstable machine conditions will result. Always travel with boom retracted in the lowest possible position.

**SKYJACK**  
 simply reliable